














Vector Training Cybersecurity Awareness Course Overview

With customized training for educational leaders and school staff, you can increase everyone's awareness levels and give them the practical skills to protect your district from cyber threats and attacks.

Educational Leaders Courses		Topics Covered
 <p>Creating a Cybersecurity Culture 29 minutes</p>	<ul style="list-style-type: none"> • The importance of cybersecurity • How educational leaders can support cybersecurity culture • The roles of different departments in supporting cybersecurity culture • The roles and responsibilities of cybersecurity culture team members • The difference between supporting the cybersecurity culture as a manager and as a leader 	
 <p>Safeguarding Against Social Engineering Attacks 12 minutes</p>	<ul style="list-style-type: none"> • How hackers exploit educational leaders • Steps that individuals and organizations can take to protect themselves 	
 <p>Incident Preparedness and Management Planning 20 minutes</p>	<ul style="list-style-type: none"> • Best practices to mitigate cybersecurity incidents • Types of cybersecurity insurance • How to get your team ready for attacks • How to effectively manage the crisis when an incident occurs • The importance of post-event crisis management 	
 <p>Laws and Global Compliance Standards 33 minutes</p>	<ul style="list-style-type: none"> • Regulations and their importance • Key tools that schools should use to secure data • International cybersecurity laws and standards and how they affect educational institutions • The basis of data classification • How to manage data securely • Mobile device threats and mitigations • BYOD policy components 	






Educational Employees Courses		Topics Covered
 <p>Security Awareness Essentials 20 minutes</p>	<ul style="list-style-type: none"> • The who, what, and why of hackers' choices regarding whom to target • Three main attacks that target employees • Consequences associated with end-user hacks • Acceptable Use Policies and what they include • The ramifications of a cyber-attack on small- and medium-sized educational institutions • The pros and cons of "Bring Your Own Device" • Jailbreaking and rooting • Antivirus solutions 	
 <p>End-User Best Practices 20 minutes</p>	<ul style="list-style-type: none"> • Insecure hot spots in public places and the risks involved in roaming • Free and commercial VPN tunnels • Legitimate and secure websites • The importance of administrative rights • Ways to protect against malwares and viruses • The do's and don'ts of password creation • Solutions for password management • Types of physical attacks against privacy and solutions to mitigate this risk 	
 <p>Social Engineering 14 minutes</p>	<ul style="list-style-type: none"> • Phishing and spear phishing • How to avoid phishing and spear phishing scams • How to make good decisions when using social media • The two forms of identity theft • Common examples of identity theft and how to avoid it 	
 <p>Classifying and Safeguarding Data for Organizational and Personal Use 20 minutes</p>	<ul style="list-style-type: none"> • Three main types of data classifications • The objectives for securing data • How to keep personal and organizational data separate • Personal and educational institution standards for deleting and dumping data • What to do when confronted with threats to mobile devices 	







Educational Employees Courses		Topics Covered
 <p>Browser Security Basics 15 minutes</p>	<ul style="list-style-type: none"> • The types of browser threats • The basics of browser security • Way to browse the web safely 	
 <p>Cybersecurity Overview 15 minutes</p>	<ul style="list-style-type: none"> • Overview of cybercrime and cybersecurity • The basics of cybersecurity along with the effects of cyber crime • Types of cyber threats and how users are susceptible 	
 <p>Email and Messaging Safety 15 minutes</p>	<ul style="list-style-type: none"> • Overview of cybercrime via email • How to employ safe email and messaging practices • Avoid and help prevent cyber threats, attempts at fraud and identify theft 	
 <p>Password Security Basics 15 minutes</p>	<ul style="list-style-type: none"> • Basic principles of password security • Elements of a strong password • Strategies of how to create and maintain passwords 	
 <p>Protection Against Malware 15 minutes</p>	<ul style="list-style-type: none"> • Provide staff members with an overview of basic protection against malware • The types of malware • How malware works and protective strategies 	







Vector Training

Special Education (SPED)

Course Overview

Educational Employees Courses		Topics Covered
 <p>Appropriate Use of Personal Protective Equipment</p> <p>30 minutes</p>	<ul style="list-style-type: none"> The types and use of personal protective equipment (PPE) in special education Understanding when and where to use PPE Overview of infectious diseases 	
 <p>Behavior Management Strategies</p> <p>30 minutes</p>	<ul style="list-style-type: none"> The primary criteria of bullying Who is at risk and warning signs for at-risk students Seven different kinds of bullying and identifying in its different forms Prevention and intervention strategies school and classroom 	
 <p>Bullying Risks for Students with Disabilities</p> <p>1 hour</p>	<ul style="list-style-type: none"> Overview of the role and responsibilities as a paraeducator supporting students as they learn to meet behavioral expectations Tiered approach to ensure students receive appropriate behavioral interventions Support students with challenging behavior 	
 <p>Coping with Stress as a Paraeducator</p> <p>30 minutes</p>	<ul style="list-style-type: none"> Stress and its effects on human functioning Strategies for building emotional resilience Effective strategies for dealing with challenging behavior Strategies and techniques for managing workplace stress 	
 <p>De-Escalation Strategies when Working with Special Needs Students</p> <p>30 minutes</p>	<ul style="list-style-type: none"> Conflict cycle Crisis reaction The seven behavior escalation phases Behavioral escalation intervention Preventing Behavior Behavior Intervention Plan 	

Educational Employees Courses		Topics Covered
 <p>Evacuation of Students with Disabilities</p> <p>30 minutes</p>	<ul style="list-style-type: none"> • Legal requirements of safe schools plans • Disaster planning for students with disabilities • Individualized emergency evacuation plans • Evacuation strategies by disability 	
 <p>IEP Collaboration Techniques</p> <p>30 minutes</p>	<ul style="list-style-type: none"> • Federal mandates and California Law/Policy • The IEP Plan and IEP Team collaboration • Frequent frustrations associated with IEP Team collaboration • Efficient IEP Team discussions • Strategies for patching up IEP team quarrels 	
 <p>Individualized Education Programs (IEP)</p> <p>30 minutes</p>	<ul style="list-style-type: none"> • IDEA overview • Developing and implementing an IEP • IEP Contents • Having a successful IEP 	
 <p>Individuals with Disabilities Education Act (IDEA)</p> <p>40 minutes</p>	<ul style="list-style-type: none"> • IDEA background • IDEA: Essential Premises • IDEA: Placement Decisions • IDEA: Parental Involvement • IDEA: Accountability 	
 <p>Paraprofessionals: Understanding Your Role</p> <p>30 minutes</p>	<ul style="list-style-type: none"> • Roles and responsibilities • Being an effective team member and communicator • Legalities and special education • Paraprofessional tasks 	
 <p>Preventing Injuries: Paraprofessionals and Students</p> <p>1 Hour</p>	<ul style="list-style-type: none"> • Common injuries and prevention strategies • The importance of stretching • Basic rules for lifting • Mechanical lifts and slings • Two-person lifts • Lifting techniques • Conducting student transfers • Avoiding injury and illness • Dress for safety • Behavior management 	

Educational Employees Courses		Topics Covered
 <p>Restraint and Seclusion: Uses, Alternatives and Risks</p> <p>20 minutes</p>	<ul style="list-style-type: none"> • Restraint and seclusion • Types of restraint • Recording keeping • De-escalation 	
 <p>School Safety for Students with Disabilities</p> <p>30 minutes</p>	<ul style="list-style-type: none"> • Establishing a safe environment • Physically acting out behaviors • De-escalation techniques • Lifting and transferring 	
 <p>Section 504 of the Rehabilitation Act</p> <p>1 hour</p>	<ul style="list-style-type: none"> • Eligibility criteria • Section 504 accommodations • Section 504 student monitoring • Section 504 enforcement • Section 504 discipline 	
 <p>Student Discipline and the Law</p> <p>30 minutes</p>	<ul style="list-style-type: none"> • Section 504 and IDEA • School discipline and law • IDEA protection • Acceptable discipline and IDEA • Manifestation determination • Placement considerations • Positive behavior interventions 	
 <p>Understanding Behaviors of Students with Special Needs</p> <p>30 minutes</p>	<ul style="list-style-type: none"> • Students with special needs with behavioral problems • Students with Autism or Emotional Behavior Disorder • Research validated behavior modification techniques • Functional behavior assessment • Behavioral intervention plan • Strategies for teaching students with special needs • Effective collaboration for promotion positive behavior 	
 <p>Understanding Inclusion for Special Needs Students</p> <p>30 minutes</p>	<ul style="list-style-type: none"> • What is inclusion? • The benefits of inclusion • IEP and general education • Strategies for inclusion • Grading students with an IEP 	